



Des Moines WoodTurners Chapter Meeting Announcement & Newsletter

March 2025 a 501(c)(3) Non-profit Organization Bulletin 2025-03



March 8th Demonstration Logan Wittmer Metal Turning on the Lathe

Our standard turning tools work really well for turning all sort of metals. We'll cover turning brass, aluminum, and smelting and turning pewter as accents to wood turning.

Logan Wittmer is the editor-in-chief of Popular Woodworking Magazine, located in Des Moines, and a cast member of the PBS television show the Woodsmith Shop. Not only is woodworking and woodturning his daily duties, but they're also his passion. In his free time, Logan is often found in his shop standing at one of his lathes, or out in his log yard, running native Iowa hardwoods through his Logosol Bandsaw mill.

DWMT Board Meeting ++All are Invited++

Board meetings are open to all members. The next board meeting is March 26th at approximately 10:30 AM at Valley West.

April 12th Turning Challenge Turn a Square Bowl

The only rule requires the project to be turned after 1/11/25. A bowl is an open vessel capable of holding something (soup, nuts, fruit, other).

Contestants may turn material of their choice in any size. Any enhancements are allowed, such as paint, dye, carving, etc.

One entry per person brought to our April 12th meeting.

(Chapter and AAW membership gains bonus points)

Square Bowl Video (from TurnAWoodBowl YouTube):

<https://youtu.be/4s5c5bi9bwU>



April 12th Demonstration Duane Groenenboom and Mark Hayes Iowa State Fair Products



Duane:

I started turning on my son's hand me down Shopsmith about 25 years ago and got hooked. Since then I upgraded to Jet 1440 and now am turning with a Powermatic 3520.

I've always enjoyed wood working but woodturning was special. I've explored segmented and bowl turning but didn't do much between center turning until after I took the Basic Wood turning class a few years ago.

Since then, I have turned over 150 Christmas trees. I started using red cedar and found that they sold quickly at the state fair. The red heart wood and white sap wood make a unique tree. Since then, I also turned trees from Bradford Pear, Sycamore, Maple and other species.

During the last year I have started experimenting using Cactus Juice to stabilize punky wood and using dyes with Cactus Juice on soft maple to get a different look of Christmas tree. Some of these dyed trees sold well at a craft sale so am interested to see if they will sell at the state fair.



Mark:

I am a lifetime woodworker following in the footsteps of my father and grandfather who were both carpenters and dabbled in woodworking. My first workshop consisted of a Shopsmith in the basement and a radial arm saw in the garage some 45 years ago. I have since built out a full workshop and enjoy some furniture making in addition to turning. The thing with furniture making it that it systematically provides windows between steps for turning.

My woodturning journey began in the fall of 2023 when I joined the DMWT. I started turning in February, 2024 and the obsession began. I took the basic woodturning and basic bowl turning classes offered by the club and now help teach those classes.

I enjoy all forms of turning including spindles and bowls. I have developed a strong interest in embellishing and offset turning. Seldom do I turn identical items as I suspect I would become bored as a production turner.

Remember, if you're not turning every day you're not doing it right. :)

Volunteers Needed 2025 Iowa State Fair, August 7 to 17

- 8 volunteers needed to work the booth each day.
- Two demonstrators are needed per day from 9 am to 6 pm.
- Sales are from 9 am to at least 6 pm (or later if busy as determined by coordinator).
- Paid fair entrance and parking tickets to those volunteers who help at the fair
- Help needed to setup and tear down before and after the fair.
- **Dan Carlson** will be contacting members starting in late April through May.
- If you have questions contact **Dan Carlson** (dano1466@yahoo.com)

Targeting selling about 1,960 items this year

Item	Count	Price
Pens – simple wooden pens for kids	300	\$3
Fancy Pens	50	\$25-50
Rolling Pins – French and Standard	150	\$15-35
Christmas Trees >6" and Specialty trees	250	\$12-50
Spurtles – three different lengths	315	\$10-18
Tops	225	\$7
Bowls 90, natural edge 20, segmented 20	130	\$10-150
Christmas ornaments	100	\$5-15
Planting Dibbles	60	\$10
Coffee Scoops	50	\$10
Lidded boxes	40	\$7-30
Misc. – yoyos, pin cushions, etc.	165	\$5-25

- We need **Quality** items!! If you wouldn't give it to your spouse, it probably won't sell well at the fair!
- Make sure there is no tear out or sanding lines and feels smooth to the touch!
- This year we are looking for some items like segmented or resin bowls that we can price at \$100 or more to see if they will sell.
- Specialty Christmas trees are a new items and will be priced individually

Sale Items for the 2025 State Fair	Target	Out for Turning	Current Inventory	Need to Make	Need club to check out
Pens (Simple Wooden)	300	0	10	290	290
French Rolling Pins - Short 9-12"	15	0	15	0	0
French Rolling Pins - Med 16-18"	46	0	46	0	0
French Rolling Pins - Lng 20-24"	10	0	0	10	10
Standard Rolling Pin - 24"	15	0	0	15	15
Standard Rolling Pin - 19"	25	0	46	25	25
Standard Rolling Pin - 16"	25	0	82	25	25
Standard Rolling Pin - 12"	15	0	9	15	15
Tree - Standing	300	9	49	251	242
Spurtles, Short ~ 10"	125	0	20	79	79
Spurtles, Medium ~ 14"	150	0	4	68	68
Spurtles, Long ~ 17"	27	0	0	18	18
Tops	225	37	64	161	124
Bowls	90	NA	40	50	NA
Segmented Bowls	20	NA	0	20	NA
Natural Edge Bowls	20	NA	0	20	NA
Dibbles	50	NA	4	80	NA

Show and Tell



Mark Hayes



Ryan Rasmussen



Tom Whalley



Tad Tadlock



Tad Tadlock



Rob Wallace

Des Moines Woodturners Wearables



Members wanting Des Moines Woodturners logo embroidered on clothing are advised to purchase shirts, sweatshirts or turning smocks of their choice and style. These must be BRAND NEW and UNWASHED and can be delivered to any officer or board member. When enough items are collected to meet minimums, they will be taken to the embroiderer. Be sure to attach a note with your name to the collar of each garment submitted indicating if and how you want your name embroidered along with the Chapter logo. The DM Woodturners logo and your name costs \$16.00 paid at the time the item is given to Rob Beattie. Chat with **Rob Beattie** if you have questions. 515-282-4532 or beattie.r@mchsi.com.

Wooden Guiro

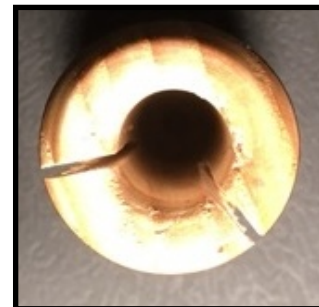

By Mike Eckerty

Description: A Guiro is a “Latin” percussion instrument played by rubbing a stick or dowel along a series of ridges to create a raspy sound much like a washboard is played in “Old Timey” folk music. The Guiro has South American and Caribbean roots and is present in many Cuban and Latin American percussion traditions. Traditional Guiros are usually created by cutting ridges into a dried and hollowed gourd, but variations today can also be made of wood, plastic, and metal. Guiros are also commonly seen in school music programs.

Steps:

Like many traditional instruments, variations in material and dimensions can occur. Different materials, thicknesses, and lengths will create a variety of different sounds. Feel free to experiment.

1. Turn your stock round. (pictured Guiro was made out of a 2”x 2” x 6” (or 7”) stock.), and add a tenon on one side.
2. Attach to chuck and hollow out 2/3 to 3/4 of the length by using a drill bit attached to a drill chuck in the tail stock. (pictured Guiro used a 5/8” bit for the bore)
3. On pictured Guiro the handle is 1 and 3/4” inches in diameter and the portion with ribs is 1 and 1/4” in outer diameter.
4. Cut beads along portion that was hollowed out. (Ribbed section on picture). Pictured Guiro has the top of each bead 1/2” apart. Depending on chisel or tool used a lot of variation can be made with bead size and separation resulting in varied sounds.
5. Shape handle as desired.
6. Sand and polish.
7. (Optional) Cut slit or slits through the ribbed section lengthwise. (Pictured Guiro has two cuts made with a jigsaw from the inside of bore to the outside-roughly creating when viewed from the end- a section consisting of 1/3 of the circle and one consisting of 2/3. This allows for two different tones depending on which part you rub with the dowel). These cuts could be varied.
8. Part-off the handle from the tenon.
9. Include a small portion of dowel to rub against the ribs. Thickness of dowel can create a variation of sound.



Future Educational Programs

April 12th: **Duane Groenenboom/Mark Hayes** - Turning for the Iowa State Fair

May 10th: **Roger Naas/Donna Byers** -Threading

June 14th: **Will Zitterich** - TBD

September 13th: **Greg Ellyson** - Small Fancy Trees (popular at the Fair)

October 11: Phil Holtan, Eagan, MN. - Burls to Bowls (www.philholtan.com)

November 8: **Tad Tadlock** - TBD

Summary of Daniel Henderson Demonstration February 8, 2025



The object of turning is usually to end up something round as a bowl. In this demonstration Daniel showed us how to layout and turn an oval. It is not complicated but there are a few steps in the procedure to follow to get a good product.

Daniel demonstrated turning two types of ovals, 1) to turn an oval and 2) to make an oval accent and not a complete oval. Daniel began with a rectangular spindle and drew lines from each corner of the rectangle to find the exact center. He did stress that the rectangle should be precise, or the sides equal and the corners at right angles. If it is not precise the edges of the oval and the edges of the rectangle will not line up and it will be noticeable.

He began by drawing a line through the center point and divided the rectangle in half. He then set the compass point on the line and struck an arc that met at one of the sides and each end of the arc met at each end of the line. To turn an oval the drive center should be placed at the exact location of the compass point. He then repeated by drawing an arc on the opposite side of the rectangle. This then shows the oval shape that will be made when it is turned. He turned the spindle with a gouge until the cut matched the arc that was drawn on the end of the rectangle. When this step is repeated for the other side of the rectangle the oval shape will be created.

Daniel also demonstrated turning an oval accent on a partially completed goblet. An arc can be drawn on the end of any spindle and then if the drive center is placed at the location of the point of the compass, an oval will result when the spindle is turned. This can be repeated to make as many ovals as desired.

Will Zitterich, Secretary

DMWT Chapter Discount AAW International Woodturning Symposium Register by April 11th


The DMWT has secured an additional \$40 discount on the registration fee if you register by April 11 and use the discount code AAW25GROUP. With the discount, AAW member registration fee is \$335 for all 3 days. Non-member registration is higher but it includes a one year membership to AAW. Banquet costs are in addition to your registration fee and can be individually added if you wish to attend them. If you have never attended one of these symposiums, you will be impressed with the demonstrations, trade show and the gallery.

Registration Link: [AAW International Turning Symposium](#)

If you have any questions, please email: [Member Services](#)

In Memoriam **Wayne Newkirk**

Wayne Eugene Newkirk, died in West Des Moines, Iowa on February 18, 2025. He was 91 years old and had valiantly battled Parkinson disease and the effects of a recent fall.



Wayne was born and raised on a family farm in Deer Creek, Oklahoma by parents Ralph and Hazel Newkirk with his older brother, JR, and sister, Doris. Wayne was an excellent student and excelled at learning, as evidenced by the five degrees and fellowships he earned: Oklahoma A&M - Bachelor of Science in Business, Oklahoma State - Masters of Science in Economics, Louisiana State University - Doctor of Philosophy, Louisiana State University - Economics Fellowship, and Drake University - Doctor of Jurisprudence. Wayne married Lilly Lou Spencer in 1952 and they had five children: Sherry Lynn Christensen, Linda Marie Hiller (Dan), Philip Alan Newkirk (Alice), Thomas Andrew Newkirk (Sondra) and Anthony Wayne Newkirk.

Wayne's love of learning sparked a long career in teaching at universities across the country and culminated with 33 years at Drake University in Des Moines where he was awarded Professor Emeritus in 2000. In 1991, Wayne married Mary Beth Winkelmann, and they enjoyed a robust life together balancing family time, his teaching, their work together at E&F Consulting, traveling, and of course Wayne's beloved 200-acre farm outside of Winterset, IA.

In retirement, Wayne enjoyed golf and mastered woodworking, making finely crafted furniture, beautiful clocks, intricate jewelry boxes, and stunning turned bowls. He was an avid member of Des Moines' woodworking community and showed his work at the Iowa State Fair. Wayne also maintained his love of historical biographies of American politicians and enjoyed nothing more than sharing a good book or interesting story. He could also be relied on for his infectious laugh and sly sense of humor.

Wayne is survived by his wife Mary Beth; 5 children; 15 grandchildren; 17 great-grandchildren; and 4 great-great-grandchildren. Wayne was preceded in death by his parents; brother, JR; sister, Doris; and grandson, Max.

Turn Green Wood for St. Patrick's Day **March 17th**



Kent Weakley (TurnAWoodBowl):

<https://turnawoodbowl.com/turning-green-wood-bowls-the-process/>

<https://www.youtube.com/watch?v=2qor9wes5zk>

Kirk DeHeer (Craft Supplies USA):

<https://www.youtube.com/watch?v=ouvr60PUVQ>

Richard Raffin:

<https://www.youtube.com/watch?v=fuAdRSkz9PM>

Training News

2025 Woodturning Classes

General Information: You will receive an information packet by email approximately 1 month before the class. It contains a list of required accessories, location and safety information. A reminder will arrive about 1 week before the class. The fee is collected on the day of the class. There is no penalty for cancellation, but please let us know ASAP if you have to cancel.

Basic Woodturning: If you have not taken Basic Woodturning you will find it useful if you're new to turning, been away from the lathe for awhile or would just like a refresher. Enhance your spindle turning skills. It is a fun day and a confidence builder. In addition, it is the prerequisite for the other courses. DWMT provides the tools and wood. Homework is assigned between classes so you will need access to a lathe. Basic Woodturning is two consecutive Mondays, 8:30 to 5. Cost: \$40.

Basic Bowl Turning: This class touches on basics of wood harvesting, differences from spindle turning, and introduces the bowl gouge. You will practice on a Poplar blank before turning your Hard Maple bowl. The class is one full day. DMWT provides the tools and blanks, you provide the accessories and face shield. This is a one day class. Cost: \$20.

Basic Segmenting: This class will cover the basics of making segmented projects, from calculating segment angles and sizes, ring diameters needed, segment wood prep, gluing and clamping, to accurate cutting fixtures. You'll glue together furnished pre-cut segments and clamp them. Turning will be demonstrated but students won't be using the lathe in the class. Pre-cut segments for glue-up practice will be furnished. Bring paper and pencil to take notes. This is a one day class. Cost: \$20.

Basic Skew Chisel: This class will introduce students to the proper techniques and use of the tool as well as sharpening. Students will furnish their own skew chisel(s) (3/4 inch and up preferred). We will use the same accessories as in the Basic Woodturning Class. This is a one day class. Cost: \$20.

Basic Sharpening: The sharpening class will use lathe mounted sandpaper sharpening wheels and wooden dowels to teach the techniques of sharpening. This class is primarily for gouges but will also touch on a variety of other common traditional turning tools such as parting tools, skew, bedan and scrapers. In addition, sharpening hollowing tools, thread chasers, hook tools and common flat carbide cutters will be discussed. After practice, students will have the opportunity to sharpen their own tools using the Oneway Wolverine Sharpening system and CBN wheels. This is a one day class. Cost: \$20.

Please contact John Amberg at johnaamberg@yahoo.com for further information or to sign up.

Volunteers Needed Bring Cookies and Donuts

Please bring 3 dozen donuts for the Wednesday morning Networking meeting.

Please bring 4 packages of cookies for the Saturday afternoon Chapter meeting.

The signup sheet is near the desk at Valley West.

Volunteers are needed for all meetings of 2025.

Bring your receipts to **Stan Merrell** for prompt and cheerful reimbursement.

Training Classes

Training classes are still available. If you are enrolled, please confirm you are in the correct class at the correct time. If you are unable to attend a class you are enrolled in please contact [John Amberg](#) ASAP. If you would like to be on a waiting list, let me know.

Early Spring	Late Spring	Early Fall	Late Fall
Basic Woodturning	Basic Woodturning	Basic Woodturning	Basic Woodturning
Mar 10 & 17, 2025	Apr 21 & 28, 2025	Sep 15 & 22, 2025	Oct 20 & 27, 2025
Jerry Peek Todd Gaff Hanna Hagen Dave Filanowicz	Bryan Stearns Kevin Wheeler Brent Heuer Mike Kruse	Marc Swanson 3 2 1	Patty Hemphill 3 2 1
Basic Skew	Basic Segmenting	Basic Segmenting	Basic Skew
Mar 24, 2025	May 5, 2025	Sep 29, 2025	Nov 3, 2025
Duane Streppe Jeff Newhook Paul Fitzpatrick Myles Hegstrom	Duane Streppe Paul Fitzpatrick Kevin Wheeler 1	4 3 2 1	4 3 2 1
Basic Bowl	Basic Bowl	Basic Bowl	Basic Bowl
Mar 31, 2025	May 12, 2025	Oct 6, 2025	Nov 10, 2025
Jerry Peek Paul Fitzpatrick Hanna Hagen Vern Kinderknecht	Tom Smith Bryan Stearns Kevin Wheeler Brent Heuer	4 3 2 1	4 3 2 1
Basic Sharpening	Basic Sharpening	Basic Sharpening	Basic Sharpening
Apr 7, 2025	May 19, 2025	Oct 13, 2025	Nov 17, 2025
Jerry Peek Su George Mike Eckerty Bill Chrisman	Duane Streppe Bryan Stearns Jeff Newhook Daniel Henderson	Vern Kinderknecht Dan MacAlpine Patty Hemphill Hugh Morris	Brent Heuer Tom Golding Brad Huyser 1

Waiting List		
Vern Kinderknecht	Basic Sharpening	April 7

Mentoring Program

The Des Moines Woodturners Inc. (DMWT) invites members to use the Mentor Program. Below is a list of volunteers, members in good standing, who are willing to share their experience and answer specific questions to help you with a particular problem. Each mentor's strengths are noted along with their name and city location. Select who might be best to contact, based on your questions and how far they are from you. As volunteers, it will be up to the mentor to decide if they can help, whose shop will be used and what mentoring will look like based on the need.

Webpage: [DMWT Mentoring Program](#)

Dan Carlson, Clive
Phone 515-720-0637
dano1466@yahoo.com

Dan will mentor in these areas:

1. Getting started with pen turning
2. Turning small ornaments
3. Turning small lidded boxes
4. Turning seam rippers, letter openers
5. Turning bottle stoppers

Glen Farmer, Ogden
Phone 517-395-0317
gfarmeriii@yahoo.com

Glen will mentor in these areas:

1. Bowl turning
2. Ornaments
3. Hollow forms
4. Coloring
5. Platters
6. Spindle work
7. Boxes
8. Harvesting wood/Blank cutting

LeRoy Monson, Waukee
Home Phone: 515-987-1655
Cell Phone: 515-745-9098
monsonlg@aol.com

LeRoy will mentor in these areas:

1. Spindle (including duplicating)
2. Bowls
3. Platters
4. Lidded box
5. One-way sharpening and set-up
6. Tool control
7. Bandsaw and lathe maintenance

Tad Tadlock, Winterset
Phone: 515-201-7403
tad4tahoe@aol.com

Tad will mentor in these areas:

1. Natural & naked edge bowls
2. Large & small bowls
3. Platters
4. Boxes
5. Open void vessels
6. Sharpening

Jack Kennedy, Winterset
Phone: 515-462-3141j
jkennedywinterset@att.net

Jack will mentor in these areas:

1. Closed Segment Bowls
2. Open Segment Bowls

Jack Rolison, Ottumwa
Phone: 641-683-5647
jd.rolison@outlook.com

Jack will mentor in these areas:

1. Bowl turning
2. Finishing
3. Coloring
4. Sharpening

Educational Opportunities

American Association of Woodturners 39th International Symposium June 12-15, 2025, St. Paul, MN.

Link: [AAW Symposium](#)

DMWT Woodturning Scholarship

The Des Moines Woodturners offer a scholarship program for the benefit of chapter members. Woodturning can be an expensive endeavor. The cost of equipment such as a lathe, bandsaw, chainsaw, sharpening system, buffing system and the myriad of items like drive centers, scroll chucks, live centers, adapters, jaws, and faceplates can mount rapidly. In addition is the cost of turning tools, embellishing tools, specialty tools and a host of accessories, supplies and finishing products, not to mention the cost of wood if you don't have the capacity to harvest your own.

By the same token, three and five day woodturning educational events are also expensive when located out-of-state. Travel costs, lodging and tuition can easily run \$1,000 to \$1,700 per event.

This scholarship is not intended as a source of financial aid for those who might otherwise not be able to afford the educational experience. Instead, it is offered as an incentive to those serious about woodturning who are willing to expand their skills and knowledge and bring those skill-sets back to share with our members in a variety of ways. The scholarship can provide recipients a 25% to 50% discount toward the overall cost of their attendance expenses.

The purpose of the scholarship is to expand personal woodturning skills and knowledge and share their experience with fellow members by:

- Attending Chapter events and sharing their learning experience.
- Showing examples of their work as a result of their learning experience.
- Demonstrating what they learned at a chapter meeting, event, or class.
- Sharing their overall learning experience and confidence building experience.
- Encouraging members to expand their woodturning skills via similar educational experiences.
- Volunteering for Chapter leadership positions (wide variety of opportunities).

American Association of Woodturners (AAW)

We recommend an AAW membership because it offers many woodturning resources:

- ** Six issues of American Woodturner magazine each year.
- ** On-line access to all previous issues of American Woodturner and FUNdamentals.
- ** On-line access to videos and many other learning resources.

[AAW Membership Join or Renew](#)
American Association of Woodturners
222 Landmark Center,
75 5th Street
W St. Paul, MN 55102









Phone: (651) 484-9094 direct or toll free US (877) 595-9094

Email: memberservices@woodturner.org.

Website: <https://www.woodturner.org/>

Board Members and Officers

Please contact any member of the board with your comments, suggestions, or concerns.

President: Dennis Anderson (515) 975-8573 dennis.anderson.dca@gmail.com		Treasurer: Stan Merrell (515) 491-5411 srmerrell1@gmail.com	
Vice President: Mark Hayes (515) 520-0826 mahayes@netins.net		Training: Tad Tadlock (515) 201-7403 tad4tahoe@aol.com	
Secretary: Will Zitterich (515) 232-1765 wzitterich@mchsi.com		Membership: Dan Carlson (515) 720-0637 dano1466@yahoo.com	
Programs: Tara Kinder (319) 939-1727 tjkinder1994@gmail.com		Safety: Mike Hamilton (515) 822-6771 kmhamilton9@msn.com	

Chapter Volunteers

AV Producer	Tom Baker	Scholarship Program	Mike Hamilton
Camera	Tom Baker	State Fair Products	Duane Groenenboom
Camera	Craig Wyckoff	Training	Dick Meuler
Greeter	Vikki Morain	Training	Tad Tadlock
Greeter	Donna Byers	Training	Duane Groenenboom
Librarian	Theo Filanowicz	Training	John Amberg
Librarian	Jeff Newhook	Training	Tom Baker
Mentoring Program	Will Zitterich	Training	Jack Kennedy
Newsletter	John Amberg	Training	Dan England
Photographer	Gil Lea	Training	Mark Hayes
Refreshments	Volunteers Needed	Webmaster	Jim Bergeson

Event	Date	Refreshments
Chapter Meeting	Mar. 8, 2025, 1 PM	Myles Hegstrom
Networking Meeting	Mar. 26, 2025, 9:30 AM	Tom Golding
Chapter Meeting	Apr. 12, 2025, 1 PM	Dave Hendricks
Networking Meeting	Apr. 23, 2025, 9:30 AM	Kal Edwards
Chapter Meeting	May 10, 2025, 1 PM	Gene Davis
Networking Meeting	May 28, 2025, 9:30 AM	Mark Hayes
Chapter Meeting	June 14, 2025, 1 PM	Dan Carlson
AAW 39th Annual International Symposium	Jun. 12 thru 15, 2025 St. Paul, Mn.	
Networking Meeting	Jun. 25, 2025, 9:30 AM	
Chapter Meeting	July 12, 2025, 1 PM	
Networking Meeting	July 23, 2025, 9:30 AM	Gary Lawrance
Iowa State Fair 2025	August 7 thru 17, 2025	
No Chapter Meeting August	No Chapter Meeting August	
Networking Meeting	August 27, 2025, 9:30 AM	
Chapter Meeting	Sep. 13, 2025, 1 PM	
Networking Meeting	Sep. 24, 2025, 9:30 AM	
Chapter Meeting	Oct. 11, 2025, 1 PM	Dan Mac Alpine
Networking Meeting	Oct. 22, 2025, 9:30 AM	
Chapter Meeting	Nov. 8, 2025, 1 PM	
*Networking Meeting	*Nov. 19, 2025, 9:30 AM	
Decorate Festival of Trees	Nov. 23, 2025	
Festival of Trees	Nov. 28 - Dec 1, 2025	
Chapter Meeting	Dec. 13, 2025, 1 PM	
*Networking Meeting	*Dec. 17, 2025, 9:30 AM	
* Rescheduled due to Holiday		

Woodturning FUNdamentals Website - Great for Beginners

If you are a member of the AAW, you can access the Woodturning Fundamentals page at the AAW website.

Latest Articles: Turning a Lighthouse, Center Marker for Spindle Blanks and Wedding Guest Book Pen.

Here is the link: [Woodturning Fundamentals](#)

Newsletter Content

Please send in photographs of your work; we would love to see what you have made. If you have articles that you would like to have published or suggestions on how to improve the newsletter, please send them to johnaamberg@yahoo.com.

Links to the DMWT Website

[Meetings and Events](#)

[Woodturning Articles and Plans](#)

[Chapter Library List](#)

[Contact Board Members and Volunteers](#)

[Membership Application Form](#)

Additional Educational Opportunities

[AAW Articles and Videos](#)

AAW Articles, Videos, Safety and More (AAW membership required)

[Virtual Woodturning Demos](#)

Driven by master woodturner Trent Bosch. Most demos require a \$10 fee for a two-hour demo, but you can access the archived demo later if you wish. There are several turners providing demonstrations using this website.

[TurnAWoodBowl Videos](#)

Excellent series of free You Tube videos about turning Bowls. Kent Weakley also has a website: TurnAWoodBowl.com

Membership Benefits - Supplier Discounts

One of the benefits of DMWT club membership are discounts with participating suppliers. We strongly encourage you to use local suppliers whenever possible. Before they ring you up, show discount suppliers your Des Moines Woodturners membership card. BUY LOCAL when you can, Mail Order when you have no other choice!!

RightAngleNow	DMWT Member Gil Lea offers a 20% discount on sharpening jigs	https://www.rightanglenow.com/	515-205-7522
Ace Hardware - Ankeny	10% except for Sale Items, Repair Services, Rental and Gasoline Powered Equipment	3020 SW Oralabor Road Ankeny	515-809-1104
Ace Hardware - Johnston	10% except for Sale Items, Repair Services, Rental and Gasoline Powered Equipment	5800 Merle Hay Rd Johnston	515-276-2854
O-Donnell Ace Hardware	10% Member Discount except for Sale Items, Repair Services, Rentals, Power Tools and Gasoline Powered Equipment	4808 University Des Moines	515-277-0062
O-Donnell Ace Hardware	10% Member Discount except for Sale Items, Repair Services, Rentals, Power Tools and Gasoline Powered Equipment	5715 Hickman Rd Des Moines	515-255-2240
Park Fair Ace Hardware	10% Member Discount except for Sale Items	100 E Euclid Ave Des Moines	515-243-6000
Acme Tools & Equipment - Power Tools	10% Member Discount on Woodworking Accessories. Does not include Sale Items, Power tools or Service and Parts.	629 SW 9th St Des Moines	515-244-4189
Bradley Tool & Fasteners - Sharpening & Equipment Rebuilding	10% Member Discount except sale items, power tools/equipment, tool/equipment parts, tool renovation/repair services.	6250 NW Beaver Dr Ste A4 Johnston	515-331-0878
Sharpening Solutions - Des Moines	Approximate prices are \$1/inch for planer/jointer knives, and \$15 for standard circular saw blades. Additional charges for triple chip grind or high tooth count blades	2614 E Douglas Ave Des Moines	515-577-4535
Sherwin Williams - Paint & Finish	20% discount off all in stock regular price items. 5% discount off in stock sale items. Up to 30% off of the Sher-Wood wood finishes.	Altoona 3770 8th Street SW Ste F	515-967-6974
Sherwin Williams - Paint & Finish	20% discount off all in stock regular price items. 5% discount off in stock sale items. Up to 30% off of the Sher-Wood wood finishes.	Ames 1624 South Duff Ave	515-232-2124
Sherwin Williams - Paint & Finish	20% discount off all in stock regular price items. 5% discount off in stock sale items. Up to 30% off of the Sher-Wood wood finishes.	Ankeny 817 E 1st St	515-964-7890
Sherwin Williams - Paint & Finish	20% discount off all in stock regular price items. 5% discount off in stock sale items. Up to 30% off of the Sher-Wood wood finishes.	Clive 1985 NW 94th St	515-251-2973
Sherwin Williams - Paint & Finish	20% discount off all in stock regular price items. 5% discount off in stock sale items. Up to 30% off of the Sher-Wood wood finishes.	Des Moines 515 16th St *Commercial*	515-280-3365
Sherwin Williams - Paint & Finish	20% discount off all in stock regular price items. 5% discount off in stock sale items. Up to 30% off of the Sher-Wood wood finishes.	Des Moines 5408 Douglas Ave	515-278-0481
Sherwin Williams - Paint & Finish	20% discount off all in stock regular price items. 5% discount off in stock sale items. Up to 30% off of the Sher-Wood wood finishes.	Des Moines 1040 E Army Post Rd Ste A	515-285-0072
Sherwin Williams - Paint & Finish	20% discount off all in stock regular price items. 5% discount off in stock sale items. Up to 30% off of the Sher-Wood wood finishes.	Grimes 2570 E 1st St	515-300-9407
Sherwin Williams - Paint & Finish	20% discount off all in stock regular price items. 5% discount off in stock sale items. Up to 30% off of the Sher-Wood wood finishes.	Marshalltown 105 Nicholas Dr	641-752-0229
Sherwin Williams - Paint & Finish	20% discount off all in stock regular price items. 5% discount off in stock sale items. Up to 30% off of the Sher-Wood wood finishes.	Oskaloosa 117 High Ave W	641-673-8441
Sherwin Williams - Paint & Finish	20% discount off all in stock regular price items. 5% discount off in stock sale items. Up to 30% off of the Sher-Wood wood finishes.	Ottumwa 1231 Theatre Dr	641-684-6564
Sherwin Williams - Paint & Finish	20% discount off all in stock regular price items. 5% discount off in stock sale items. Up to 30% off of the Sher-Wood wood finishes.	Waukee 140 Hickman Rd	515-987-4048
Sherwin Williams - Paint & Finish	20% discount off all in stock regular price items. 5% discount off in stock sale items. Up to 30% off of the Sher-Wood wood finishes.	West Des Moines 830 Grand Ave	515-226-0603
True Value Hardware - West Des Moines	10% Member Discount except for Sale Items, Repair Services, Rental, Electrical and Gasoline Powered Equipment	63rd & Grand West Des Moines	515-279-9905
White Cap Supply - Power Tools & Fasteners	10% Member Discount except for Power Tools and Sale Items.	1631 2nd Ave. Des Moines	515-243-6969
Woodcraft Store - Tools & Supplies - Iowa City	10% Member Discount, except tools that have a cord or battery. There are a few specific brands including Festool and SawStop which exclude even non-powered accessories from our discount, to so be sure to ask before purchase.	3 Escort Lane Iowa City, IA	319-259-7175
Woodcraft Store - Tools & Supplies - Kansas City	10% Member Discount except tools that have a cord or battery plus sale items. There are a few other low margin items that the Discount may not apply to so be sure to ask.	8645 Bluejacket Rd Lenexa, Kansas	913-599-2800
Woodsmith Store - Tools & Supplies	10% Member Discount except for Power Tools and Sale Items	2900 University Ave West Des Moines	515-254-9494